



2023

# City of Corvallis


## Residential Recycling, Mixed Organics & Compost Guide

[RepublicServices.com/municipality/corvallis-or](https://RepublicServices.com/municipality/corvallis-or) | 541.754.0444

### Simple account access. Anytime. Anywhere.

Manage your account with the Republic Services app.  
Visit [RepublicServices.com/Account](https://RepublicServices.com/Account) to access your account  
or download the app, so you can:

Pay your bill • Schedule a pickup • Report a missed pickup  
Rate your service • Repair a cart • Find new products • And more!



Sustainability in Action

# Recycling

Make sure your recyclables are empty, clean and dry.

## Paper



Newspaper, inserts, magazines, catalogs and phone books



Advertising mail, envelopes, mixed paper



Paperback books (donate to Goodwill or local senior center)



Non-foil wrapping paper



Corrugated cardboard (3'x3'x3' or smaller, flattened)



Cereal and dry food boxes (remove liners)

## Plastic



#5 plastic tubs (no lids)



Plastic bottles (no lids)



Plastic jugs



Pill bottles (non-prescription tubes)

**Glass** (collected every other week in blue bin where available)



Bottles and jars (empty and rinse; labels OK)

## Metal



Empty, clean and dry aluminum, aluminum tins and metal cans

**Cart Color: Brown | Cart Size: 64-gallon**

### How to prepare your recyclables:

- All containers, bottles, cans and jars should be empty, clean and dry
- All recycling should go into the recycling cart
- No food waste, liquid or plastic bags
- Do NOT bag or box recyclables; leave loose
- All recyclables should fit in your recycling cart with the lid closed (if you have large cardboard, bring it to our Recycle Depot)



# Mixed Organics

If it grows, it goes.



Holiday trees and greens, max 6" diameter; no flocking/decorations. Check calendar for curbside tree pickup.



## Easy Food Scrap Recycling

- Keep kitchen container near the sink
- Add food scraps
- When full, empty in your yard waste cart



Grass clippings, weeds, leaves, tree branches, twigs, roots and garden debris



Houseplants (no pots)



Dairy products (cheese, yogurt, etc.)



Coffee filters and grounds, tea bags and tea leaves



Meat, fish, poultry and bones



Fruit and vegetable scraps; leftovers; pumpkins



Bread, pasta and grains



Eggshells and nutshells

## No:



**Remember: If you don't want it in your garden, don't put it in your cart.**

- Animal carcasses
- Animal waste
- Compostable serveware
- Diapers of any kind
- Dirt/grease/oil
- Liquid
- No plastic bags or plastics of any kind
- Tissues
- Treated wood

**Cart Color: Gray | Cart Size: 90-gallon**

## Be a Good Composter!

- No plastic bags or plastics of any kind
- Food scraps can be placed loose in the cart

## Tips:

- Place woody material in the bottom of the cart
- Food scraps can be frozen until collection day
- Please set out every week to prevent odors and pests



# Waste/Trash

These items are trash and should never go in the recycling or mixed organics carts.

## Paper



Food-soiled, frozen food boxes and wax-and plastic-coated cardboard



Dirty paper, shredded paper, facial tissue and disposable diapers



Ribbons and foil wrapping paper



Hardback books (recycle pages). Donate to local senior center

## Plastic



Plastic hangers



Empty motor oil and antifreeze containers



Candy wrappers and chip bags



Diapers



Caps and lids



Empty prescription vials



Plastic plates and utensils



Polystyrene foam bakery and meat trays, take-out containers, clamshells, coffee/to-go cups



## Non-Recyclable Glass



Mirrors, window glass, ceramic dishes, incandescent and halogen bulbs (no fluorescent tubes/bulbs), canning jars, Pyrex®



## Non-Recyclable Metal



Oil containers, dried-out paint containers, aerosol spray cans



Caps, rings and lids



Metal hangers\* and sharp or greasy metal

*\*Tip: Donate hangers to a local charity or return them to your dry cleaner to be used again*



## Miscellaneous



Vacuum cleaner bags



Cigarette butts and ashes (put in bag and tie shut; no hot ashes)



CDs and CD cases



Double-bagged pet waste and litter

**Cart Color: Black | Cart Size: (see below)**

Do not place in the waste/trash cart:

- Recyclables
- Reusables
- Hazardous waste

**Weight Limits:**

20 gallons.....30 lbs.  
32 gallons.....60 lbs.  
65 gallons.....120 lbs.  
90 gallons.....180 lbs.





# Household Hazardous Waste

Do not put in recycling, mixed organics or waste/trash carts.

## What Can I Recycle at the Household Waste Events?

### Yes

- ✓ Household paint
- ✓ Motor oil/car fluids
- ✓ Batteries
- ✓ Solvents
- ✓ Pesticides/herbicides
- ✓ Fluorescent tubes
- ✓ Computers
- ✓ Televisions
- ✓ Anything marked poison, danger, caution or corrosive

### No

- ✗ Ammunition, explosives or fireworks
- ✗ Business waste
- ✗ Explosives
- ✗ Fluoric acid
- ✗ Rusty ether containers
- ✗ Radioactive materials
- ✗ Biological waste
- ✗ Sharps

## Drug Takeback

Do you have old, unused, unwanted or expired medications? Don't flush them down the toilet or throw them away. The Corvallis Police Department holds regular drug takeback events for Corvallis residents.

The Corvallis Police Department | 180 NW 5th Street, Corvallis, OR 97330  
**541.766.6924** | Monday – Friday, 8 a.m. – 5 p.m.

- No needles, sharps, injectables, EpiPens or intravenous solutions
- No medical waste or chemotherapy medications
- No illegal drugs like cocaine, methamphetamine, etc.
- Be sure to mark out your name or any other identifiable information

## Sharps

All syringes must be disposed of in approved containers. Please contact your local pharmacy for details or go to [RepublicServices.com/residents/sharps-and-needle-disposal](http://RepublicServices.com/residents/sharps-and-needle-disposal). Sharps are never allowed in your recycling or trash cart.



# Proper Cart Placement

Please have carts out by 6 a.m. Carts must be 4' apart and at least 8' from cars, bushes, mailboxes, etc. with at least 14' of overhead clearance. Place carts on the curb with handles toward the house. Do not block cars, mailboxes, sidewalks or roadways. Remove carts as soon as possible after collection. Do not place carts in bike lanes.

### Bad Weather and Dangerous

**Conditions:** If your service is missed due to inclement weather, leave carts out one extra day. If we are not able to get to you, please leave carts out or place out doubles on your next scheduled collection day, at no extra charge.



# Corvallis Area Reuse Opportunities

## Tools/Building Materials



Donate at Habitat for Humanity ReStore.

## Books



Take new or gently used books to the public library.

## Sports Equipment



Take to Play it Again Sports or Goodwill.

## Clothing and Furniture



Check with local secondhand stores such as The Arc & Vina Moses. For furniture, check with furniture share.

## Household Items



Take to Goodwill or check with other local thrift stores.

## Food



Donate to the South Corvallis Food Bank or the Linn Benton Food Share Program.

Before taking items to any donation center or secondhand store, check their availability. For more information regarding reuse, visit the Corvallis Sustainability Coalition's Reuse Guide at [Sustainablecorvallis.org/action-teams/waste-prevention/reuse-directory/](http://Sustainablecorvallis.org/action-teams/waste-prevention/reuse-directory/)

# Special Item Recycling & Collection

## Foam Blocks/ Peanuts



Check for recycling opportunities with the First Alternative Co-op (fee applies). For packing peanuts, check with local shipping stores.

## Construction Materials



Simplify your work with a roll-off dumpster. Call **541.754.0444** for pricing.

## Bulk Items



Mattresses, furniture & appliances. To schedule a pickup and to get pricing, call **541.754.0444**.

## Motor Oil



Recycle motor oil in 1-gallon containers at the Recycle Depot located at 110 NE Walnut Blvd. Use the NE Belvue St. entrance.

## Metal Appliances



Fee for special pickup. Call **541.754.0444**.

## Electronics



Recycle TVs, computers, laptops, monitors, printers, cell phones and household electronics at the Recycle Depot at 110 NE Walnut Blvd. Use the NE Belvue St. entrance.

# 2023 Calendar (set carts out by 6 a.m.)

Set carts out with handles toward the house. Do not block cars, bike lanes, mailboxes, sidewalks or driveways. Remove carts as soon as possible after collection.


**Holidays** - Collection occurs on all holidays except New Year's Day, Thanksgiving Day and Christmas Day. Service will be one day late after the holiday and for the rest of that week. For example, if your regular service day falls on Christmas Day or New Year's Day, Friday recycling and trash will be emptied on Saturday.

**Glass Recycling** - Glass is picked up once per month. Please visit [RepublicServices.com/municipality/corvallis-or](https://RepublicServices.com/municipality/corvallis-or) or [Corvallisoregon.gov](https://Corvallisoregon.gov) to check the city map to find out which color week your glass is collected.

**Leaf Collection** - Monday, October 30 - Friday, December 15.




**Spring Recycling Events** - Saturday, April 1, at the Corvallis Recycle Depot (8 a.m. - 4 p.m.)

**Household Hazardous Waste Events (110 NE Walnut Blvd., Corvallis, OR 97330)**  
Saturday, February 11; Saturday, May 13; Saturday, August 12; and Saturday, November 11.

 **Christmas Tree Pickup** - Tuesday, December 26, 2023 - Friday, January 12, 2024.  
Place your tree curbside on your regular service day (all decorations must be removed; no flocked trees).

**Christmas Light Collection (110 NE Walnut Blvd., Corvallis, OR 97330)**  
Friday, November 17, 2023 - Tuesday, January 2, 2024. Drop off lights at the Recycle Depot off Belvue Street.

## Glass Collection Calendar

  	JANUARY						
	S	M	T	W	T	F	S
	1	2	3	4	5	6	7
	8	9	10	11	12	13	14
	15	16	17	18	19	20	21
	22	23	24	25	26	27	28
	29	30	31				
	FEBRUARY						
	S	M	T	W	T	F	S
				1	2	3	4
	5	6	7	8	9	10	11
	12	13	14	15	16	17	18
	19	20	21	22	23	24	25
	26	27	28				
	MARCH						
	S	M	T	W	T	F	S
				1	2	3	4
	5	6	7	8	9	10	11
	12	13	14	15	16	17	18
	19	20	21	22	23	24	25
	26	27	28	29	30	31	
	APRIL						
	S	M	T	W	T	F	S
							1
	2	3	4	5	6	7	8
	9	10	11	12	13	14	15
	16	17	18	19	20	21	22
	23	24	25	26	27	28	29
	30						
	MAY						
	S	M	T	W	T	F	S
		1	2	3	4	5	6
	7	8	9	10	11	12	13
	14	15	16	17	18	19	20
	21	22	23	24	25	26	27
	28	29	30	31			
	JUNE						
	S	M	T	W	T	F	S
					1	2	3
	4	5	6	7	8	9	10
	11	12	13	14	15	16	17
	18	19	20	21	22	23	24
	25	26	27	28	29	30	
	JULY						
	S	M	T	W	T	F	S
							1
	2	3	4	5	6	7	8
	9	10	11	12	13	14	15
	16	17	18	19	20	21	22
	23	24	25	26	27	28	29
	30	31					
	AUGUST						
	S	M	T	W	T	F	S
			1	2	3	4	5
	6	7	8	9	10	11	12
	13	14	15	16	17	18	19
	20	21	22	23	24	25	26
	27	28	29	30	31		
	SEPTEMBER						
	S	M	T	W	T	F	S
						1	2
	3	4	5	6	7	8	9
	10	11	12	13	14	15	16
	17	18	19	20	21	22	23
	24	25	26	27	28	29	30
	OCTOBER						
	S	M	T	W	T	F	S
	1	2	3	4	5	6	7
	8	9	10	11	12	13	14
	15	16	17	18	19	20	21
	22	23	24	25	26	27	28
	29	30	31				
	NOVEMBER						
	S	M	T	W	T	F	S
				1	2	3	4
	5	6	7	8	9	10	11
	12	13	14	15	16	17	18
	19	20	21	22	23	24	25
	26	27	28	29	30		
	DECEMBER						
	S	M	T	W	T	F	S
						1	2
	3	4	5	6	7	8	9
	10	11	12	13	14	15	16
	17	18	19	20	21	22	23
	24	25	26	27	28	29	30
	31						