

Planning Guidance for Recycling, Organics, Landfill Services and Enclosures

Multifamily Dwelling and Commercial Properties



PF596RS

Republic Services should review and sign off on all plans for new or remodeled buildings or enclosures to confirm safe and feasible access for collection. State and local law (*SB 1383, CCCSWA Ords. 15-1 & 21-1*) require recycling and composting (organics service) at all establishments. This means all buildings need to plan for recycling, organics and landfill collection containers. The dimensions that follow represent minimum size and weekly service; opting for larger dimensions is recommended, especially because service needs change over time.

Considerations	Guidelines
Is extra space needed inside the enclosure?	Consider the need for grease collection bins and/or any other items intended to be kept inside the enclosure.
Are there overhead wires, branches, signage, or building overhangs?	Truck height with forks extended upward — 18.5 feet. Roll-off truck requires 20 feet of clearance to service a 40 cubic yard bin
Is there space to approach?	Truck length (rear to cab front) — 33 feet Truck width — 12 feet
Is there space to maneuver around/away from container(s)?	Truck turning radius — Minimum 75 feet
Are there obstacles that may block the truck or container access (vehicles, plant equipment, gates)?	Ensure that containers will not be blocked on service days. Put appropriate warning decals or No Parking signs / paint striping in front of the enclosure.
Is there traffic in the general vicinity? Can driver make a safe entrance/exit?	Consider truck dimensions (above), turnaround points or drive-through access, curb cuts, and traffic patterns.
Will the location of the bins be less than 25 ft from the truck access point?	To avoid potential push/pull fees, the property can hire a day-porter to move containers out before collection day, or find an alternate location to stage the containers that is less than 25 ft from truck access and on private property.
Service times	Collection vehicles can service commercial and multi-family accounts as early as 4 a.m. Place information about this in your tenant agreements so everyone is aware there may be early morning noise. Service times may vary throughout the day.
Is the enclosure indoors?	Developer must meet with Republic Services if considering an indoor enclosure.
Is there enough space to accommodate trash, recycling and organics containers for everyone at this property?	A Solid Waste Calculator is available to help determine appropriate service volumes and frequency. Contact Authority@RecycleSmart.org to obtain the calculator.
Rates & Fees	Rates and other fees are subject to change. Visit www.RecycleSmart.org to better understand the impact of more frequent service and potential push/pull fees.

Consult with your local Republic Services team to review and approve your specific building plans.
Central Contra Costa Republic Services: SustainabilityAdvisors@RepublicServices.com

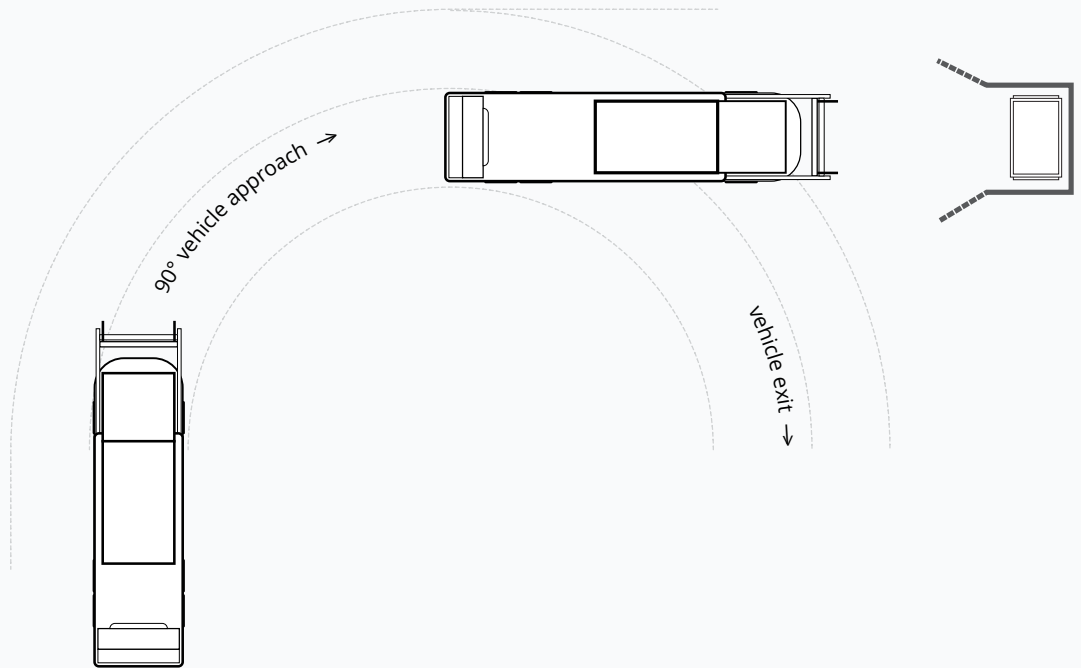
Turning Radius

Truck length with the front forks or Curotto can stowed = 33'

Truck Length with the front forks or Curotto can down = 42'

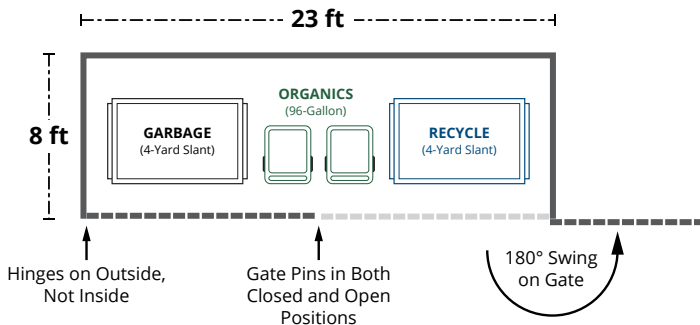
Width = 8' 6"

Front Axle to Middle of the Tandems = 16'

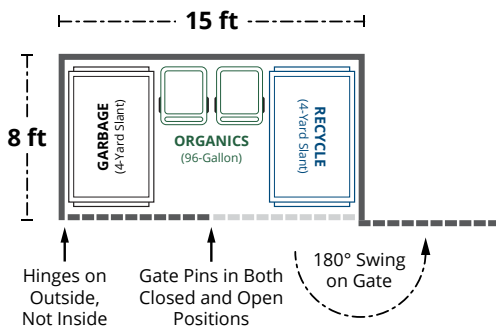


Enclosures with Organics Carts

Stationary Containers (No wheels)



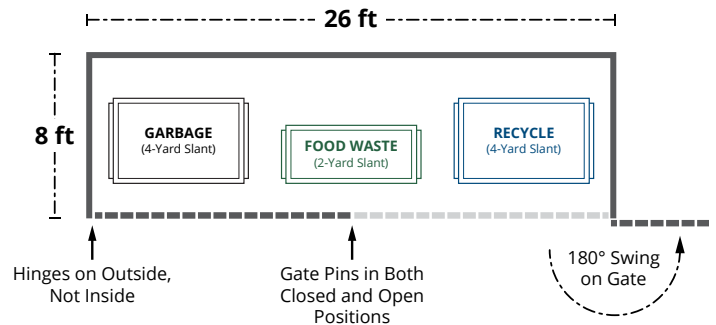
Wheeled Containers (No larger than 4-yard bins)



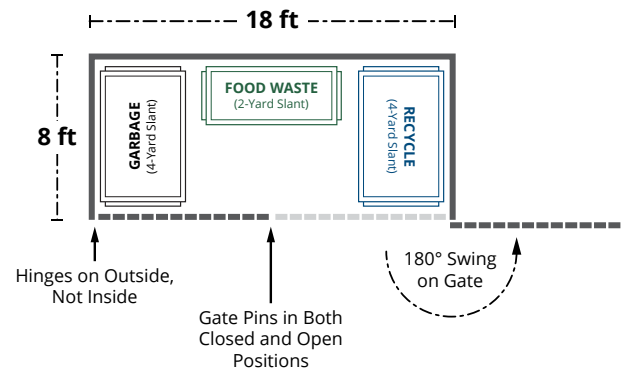
These are minimum size dimensions.
Bigger is always better.

Enclosures with Food Waste Bins

Stationary Containers (No wheels)



Wheeled Containers (No larger than 4-yard bins)



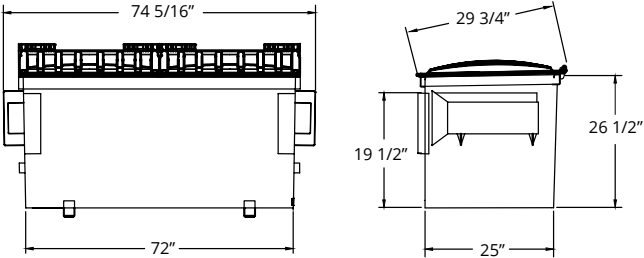
These are minimum size dimensions.
Bigger is always better.

Bin Dimensions

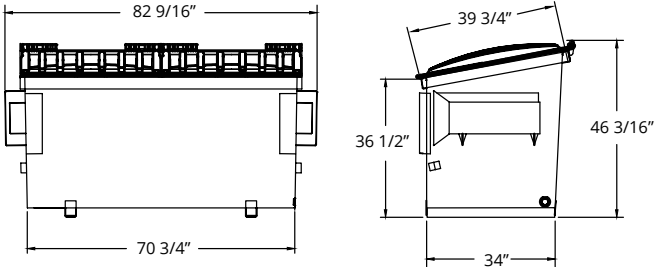
(Actual dimensions may vary slightly depending on manufacturer.)

Note: Wheels add approximately eight (8) inches of height to the bins. Only bins 4 yards and smaller may have wheels.

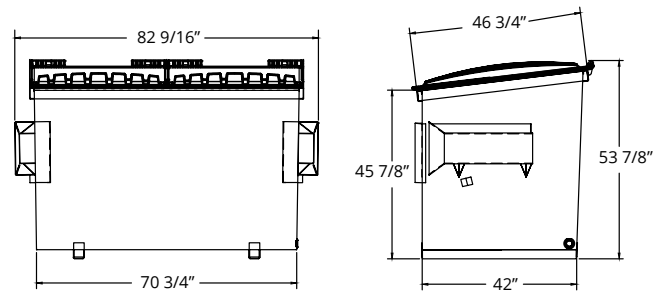
1 Yard Slant



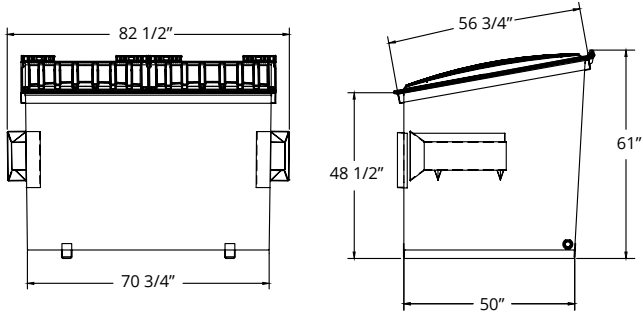
2 Yard Slant



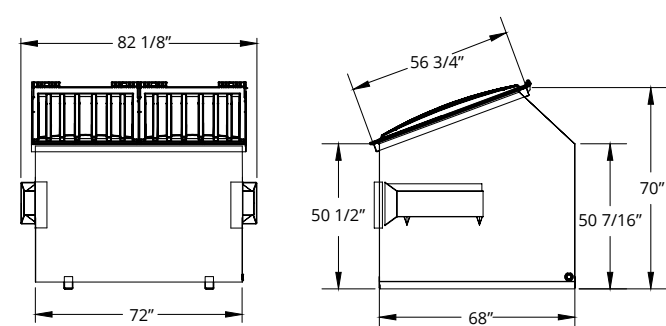
3 Yard Slant



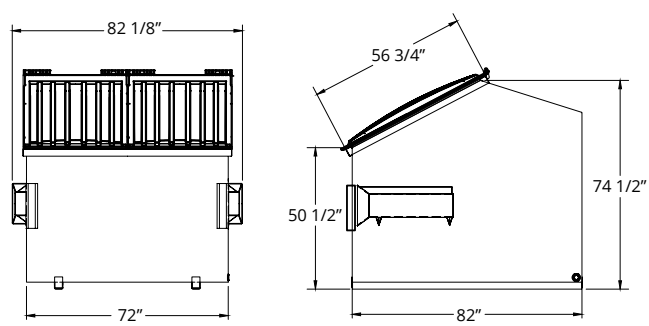
4 Yard Slant



6 Yard Slant



8 Yard Slant



Cart Dimensions

Size	Height	Width	Depth
32-Gallon	39"	23"	25"
64-Gallon	42"	26"	28"
96-Gallon	47"	27"	34"

