

# Know What to Throw!

## Plastic Jugs & Bottles

Empty and rinse before putting them into the bin. Attach lids to containers to recycle or toss lids into the trash.



## Metal Cans

Empty and rinse before putting them into the bin. Labels are ok to leave on.



## Paper

Separate it from other packing materials. Toss if its smaller than a credit card.



## Cardboard

Separate it from packing materials like bubble wrap and strapping tape that are non-recyclable. Toss if it is wet or soiled.



Visit [RecyclingSimplified.com](https://www.RecyclingSimplified.com) to learn more about recycling.

\*Recyclable materials are different depending on location and processing.

Recycling *Simplified*




# Be a Recycling Super Star!

## Recycling Simplified


When it comes to recycling, everyone has a part to play. Let's work together!



**Know what to throw.**  
Make sure your recycling container only contains cardboard, paper, metal cans, plastic bottles and jugs.



**Empty. Clean. Dry.**  
Keep recyclables free from food and liquid. A ketchupy ketchup bottle can contaminate a whole truck of recyclables!

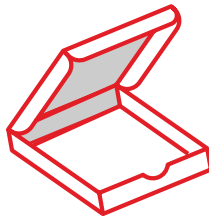


**Don't bag it.**  
Plastic bags get tangled in the recycling machines. Dump your recyclables directly into your outdoor bin rather than containing them in a bag.


## These items aren't recyclable



Food



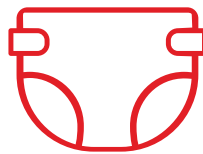
Dirty paper & cardboard



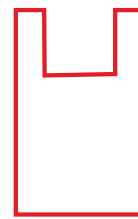
Toys



Clothes & shoes



Diapers



Plastic grocery & sandwich bags